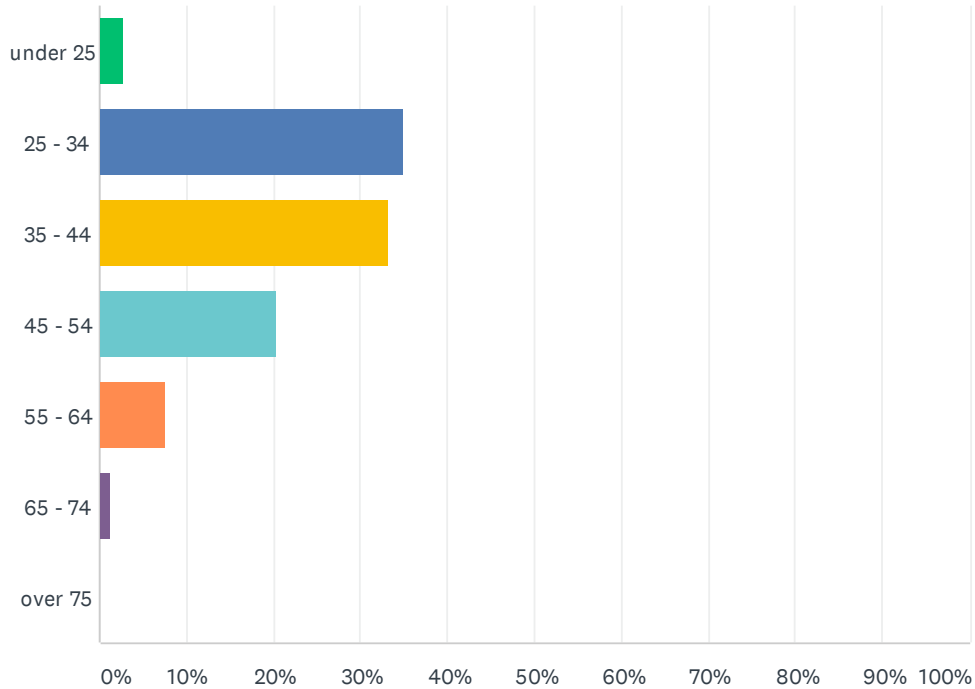


Q3 What is your age?

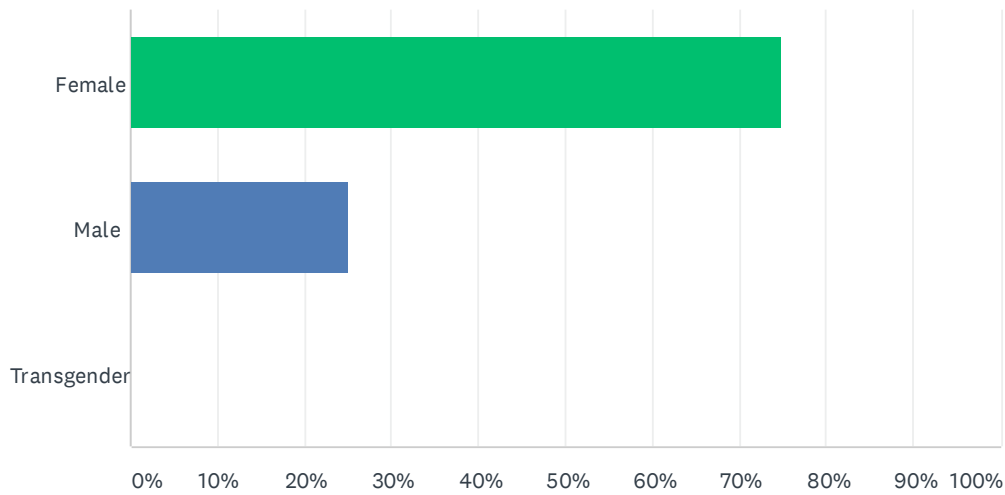
Answered: 1,000 Skipped: 4



ANSWER CHOICES	RESPONSES	
under 25	2.70%	27
25 - 34	34.90%	349
35 - 44	33.30%	333
45 - 54	20.30%	203
55 - 64	7.50%	75
65 - 74	1.20%	12
over 75	0.10%	1
TOTAL		1,000

Q4 What is your gender?

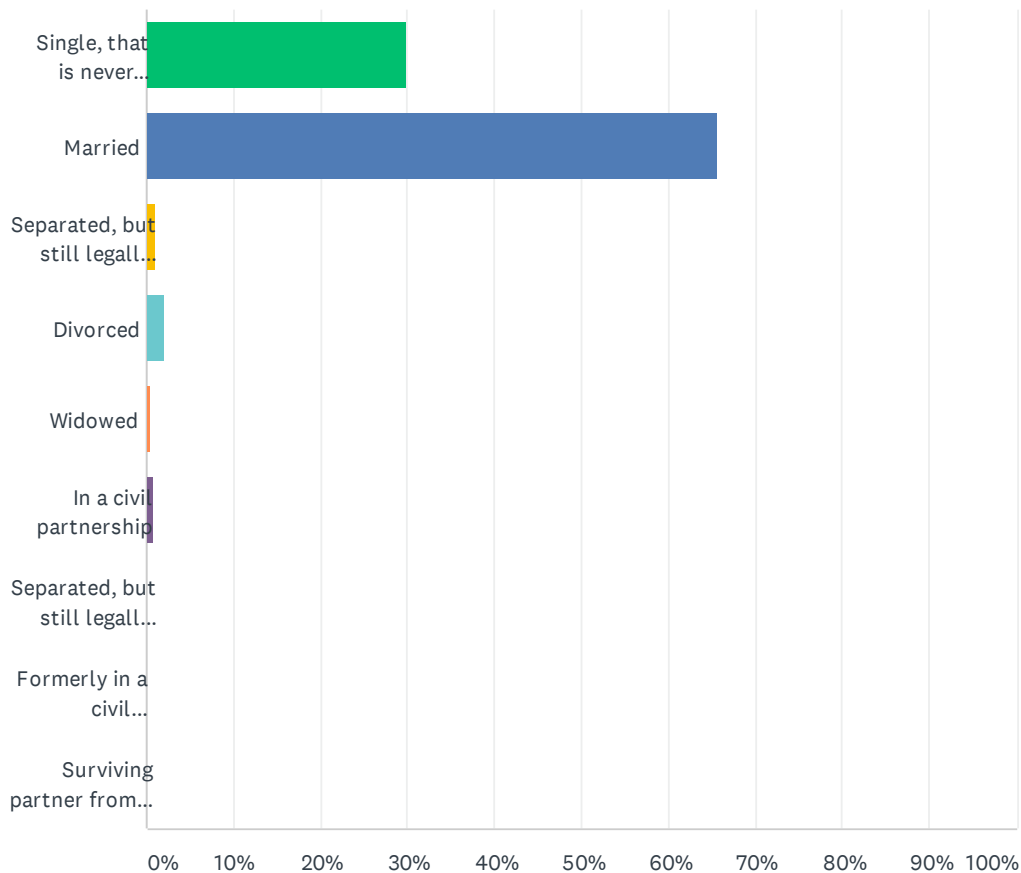
Answered: 994 Skipped: 10



ANSWER CHOICES	RESPONSES	
Female	74.85%	744
Male	25.15%	250
Transgender	0.00%	0
TOTAL		994

Q5 What is your marital or civil partnership status?

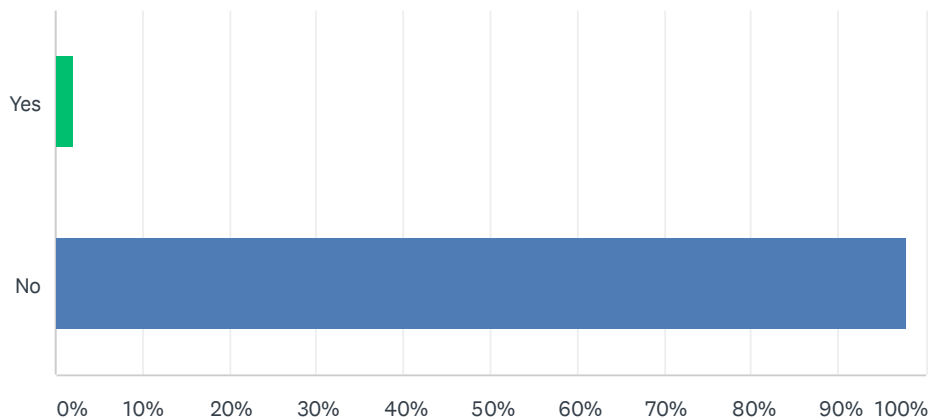
Answered: 1,002 Skipped: 2



ANSWER CHOICES	RESPONSES	
Single, that is never married or in a civil partnership	29.84%	299
Married	65.77%	659
Separated, but still legally married	1.00%	10
Divorced	2.00%	20
Widowed	0.40%	4
In a civil partnership	0.90%	9
Separated, but still legally in a civil partnership	0.10%	1
Formerly in a civil partnership which is now legally dissolved	0.00%	0
Surviving partner from a civil partnership	0.00%	0
TOTAL		1,002

Q6 Do you consider yourself disabled as set out by the Disability Discrimination Act?

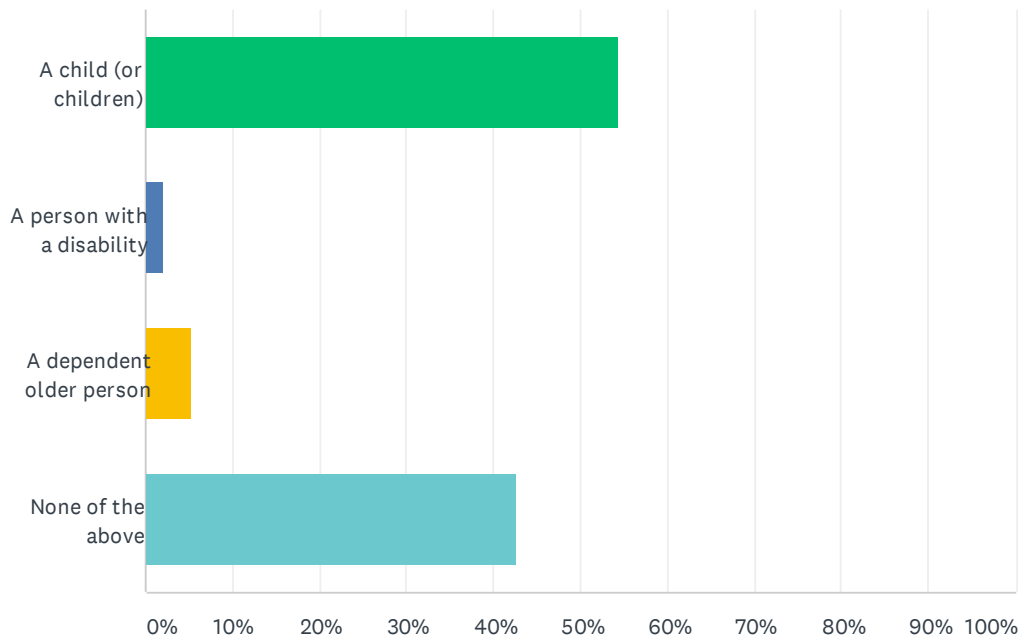
Answered: 995 Skipped: 9



ANSWER CHOICES	RESPONSES	
Yes	2.11%	21
No	97.89%	974
TOTAL		995

Q7 Do you have personal responsibility for the care of any dependents?

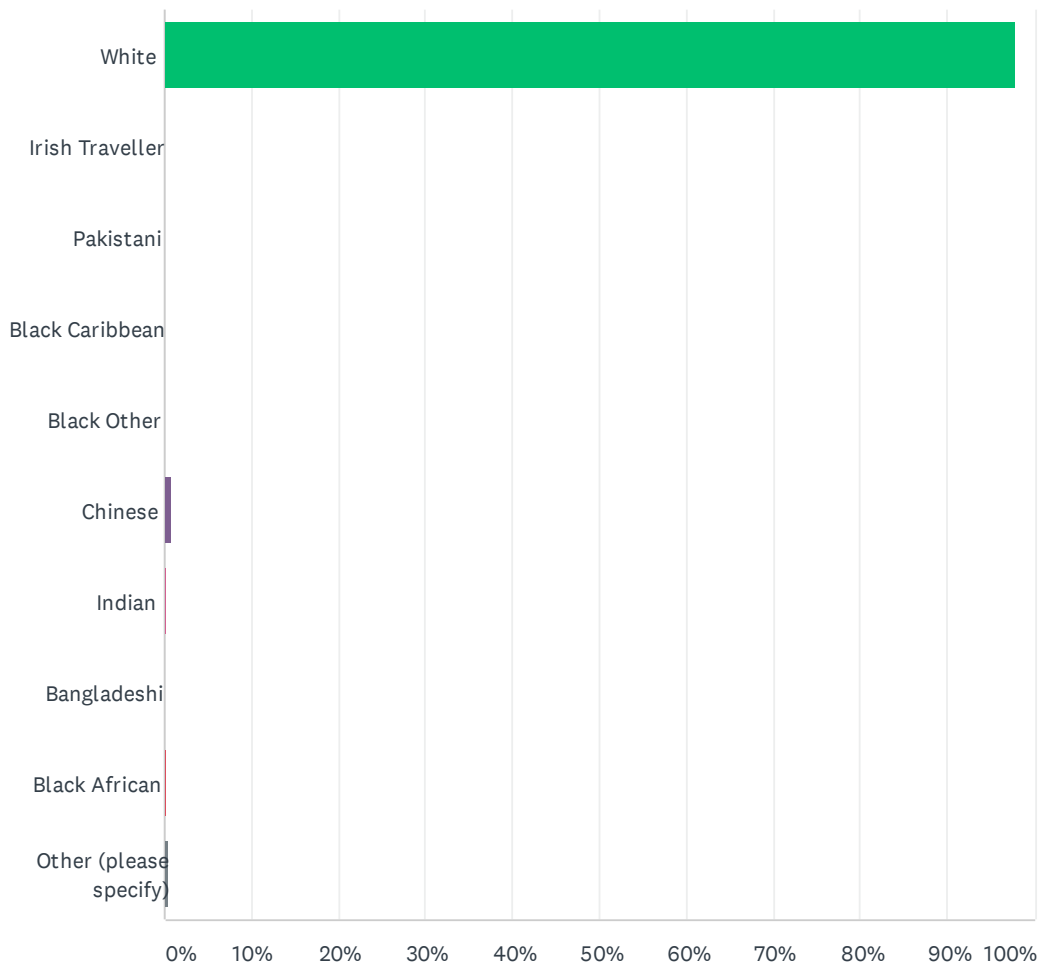
Answered: 996 Skipped: 8



ANSWER CHOICES	RESPONSES	
A child (or children)	54.42%	542
A person with a disability	2.11%	21
A dependent older person	5.32%	53
None of the above	42.67%	425
Total Respondents: 996		

Q8 To which of these ethnic groups do you consider you belong?

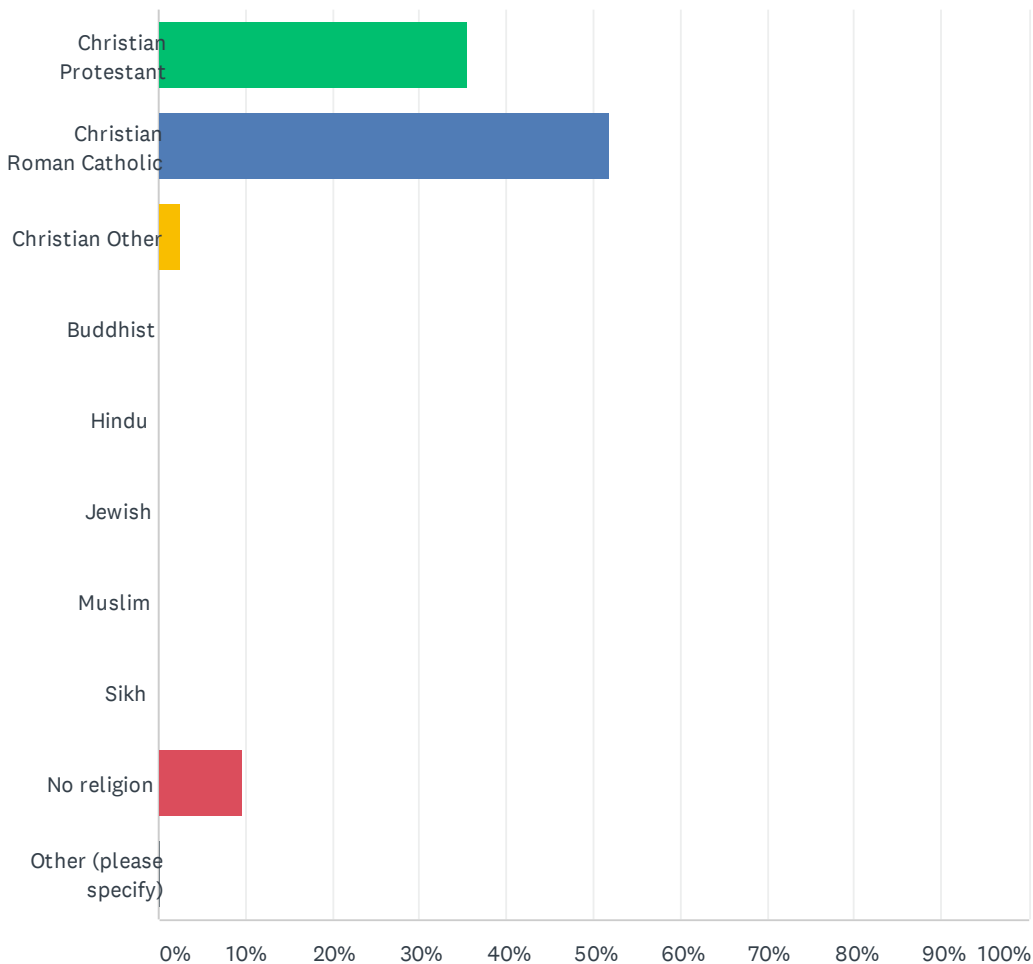
Answered: 999 Skipped: 5



ANSWER CHOICES	RESPONSES	
White	98.00%	979
Irish Traveller	0.00%	0
Pakistani	0.10%	1
Black Caribbean	0.10%	1
Black Other	0.00%	0
Chinese	0.80%	8
Indian	0.30%	3
Bangladeshi	0.00%	0
Black African	0.20%	2
Other (please specify)	0.50%	5
TOTAL		999

Q9 What religion, religious denomination or body do you belong to?

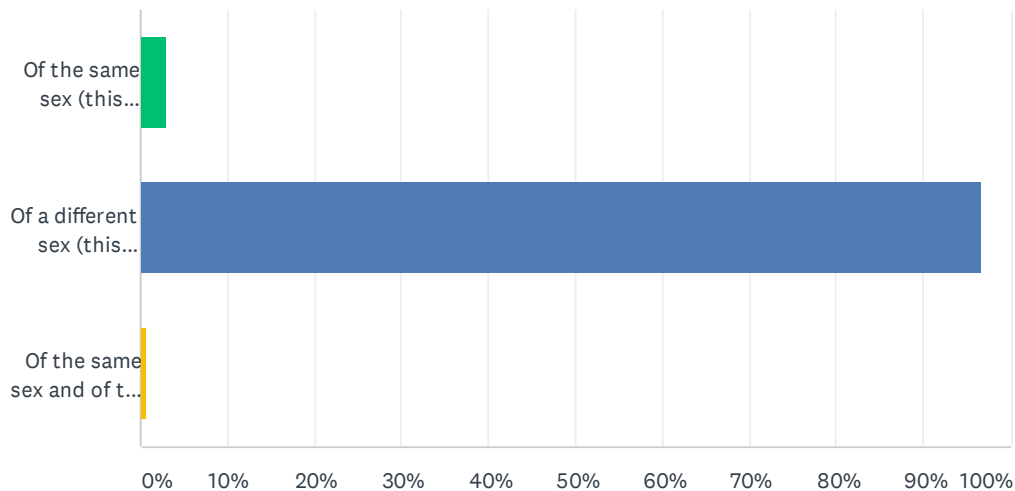
Answered: 997 Skipped: 7



ANSWER CHOICES	RESPONSES	
Christian Protestant	35.61%	355
Christian Roman Catholic	51.86%	517
Christian Other	2.61%	26
Buddhist	0.00%	0
Hindu	0.10%	1
Jewish	0.00%	0
Muslim	0.10%	1
Sikh	0.00%	0
No religion	9.53%	95
Other (please specify)	0.20%	2
TOTAL		997

Q10 My sexual orientation is towards someone:

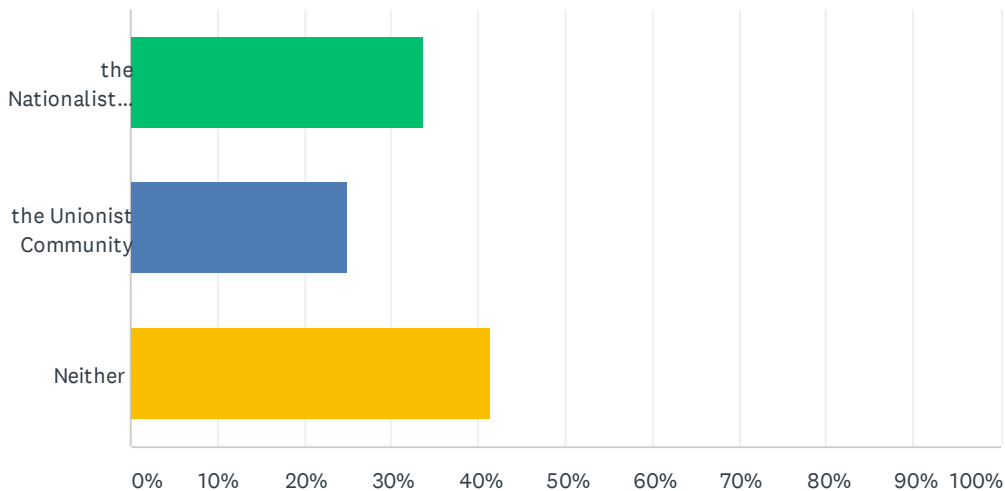
Answered: 990 Skipped: 14



ANSWER CHOICES	RESPONSES	
Of the same sex (this covers gay men & lesbians)	2.83%	28
Of a different sex (this covers heterosexual men & women)	96.57%	956
Of the same sex and of the opposite sex (this covers bisexual men & women)	0.61%	6
TOTAL		990

Q11 Do you consider yourself to be part of:

Answered: 990 Skipped: 14



ANSWER CHOICES	RESPONSES	
the Nationalist Community	33.64%	333
the Unionist Community	24.95%	247
Neither	41.41%	410
TOTAL		990